

Walsingham Park - Econfina Creek WMA



www.nwfwater.com

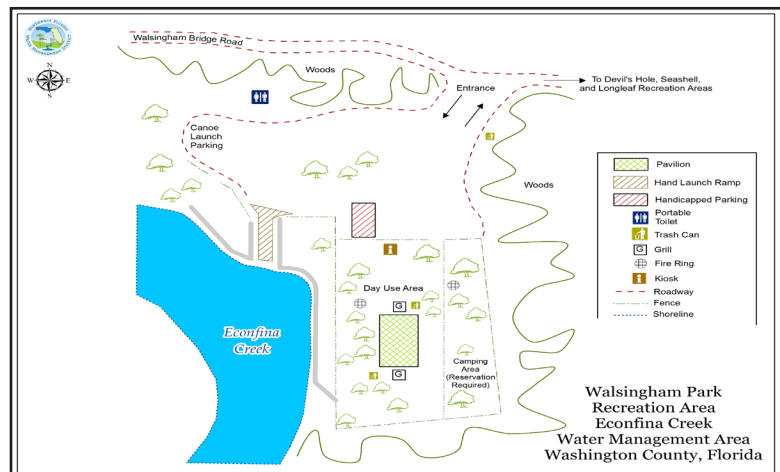
Walsingham Park is located on the east side of Econfina Creek and offers a picnic pavillion, picnic tables, pedestal grill, fire ring, portable toilet and a canoe/small boat launch. This campsite can hold a maximum of eight people and is a tent only campsite. Walsingham Park also offers a day use area that is open from sunrise to sunset. The picnic pavillion, picnic tables, pedestal grill, portable toilet and canoe/small boat launch is a shared area for campers and day users. For a free reservation please visit our [reservation site](#). Alcohol prohibited.

Address: 1047 Walsingham Bridge Road
Chipley, FL 32425

www.nwfwater.com

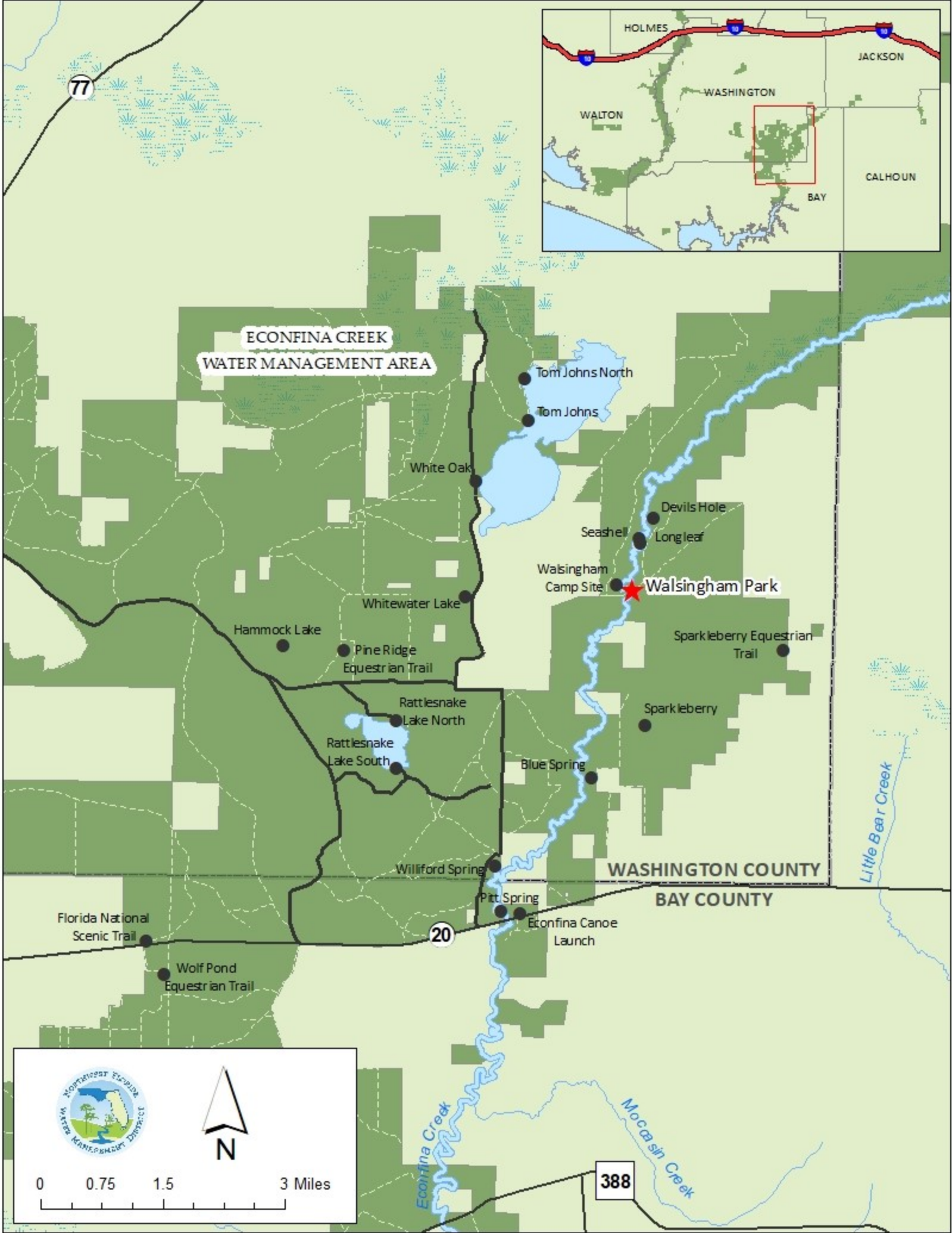


Above: Walsingham Park Picnic Pavillion
Top right; Walsingham Park Campsite
Center: Walsingham Park Canoe/Small Boat Launch
Bottom right: Walsingham Park Campsite Diagram







**ECONFINA CREEK
WATER MANAGEMENT AREA**




WASHINGTON COUNTY
BAY COUNTY





0 0.75 1.5 3 Miles



388